

4-ISOPROPYL-6-(1-SUBSTITUTED 1H-IMIDAZOL-5-YL)-BENZENE-1,3-DIOLS AS POTENTIAL HSP90 INHIBITORS



**Vilnius
University**

Paulina Kaziukonytė^{1*}, Egidijus Kazlauskas², Algirdas Brukštus¹

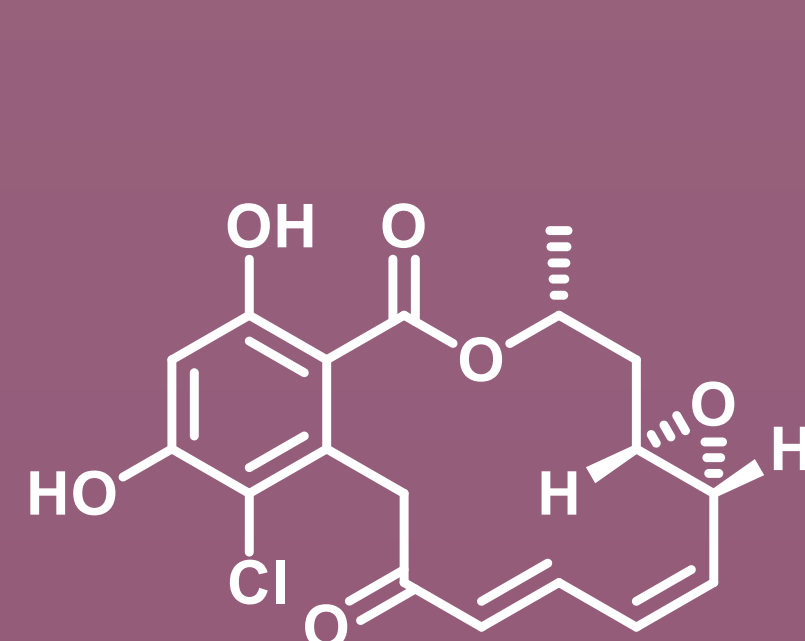
¹ Faculty of Chemistry and Geosciences, Vilnius University, Vilnius, Lithuania

² Life Sciences Center, Vilnius University, Vilnius, Lithuania

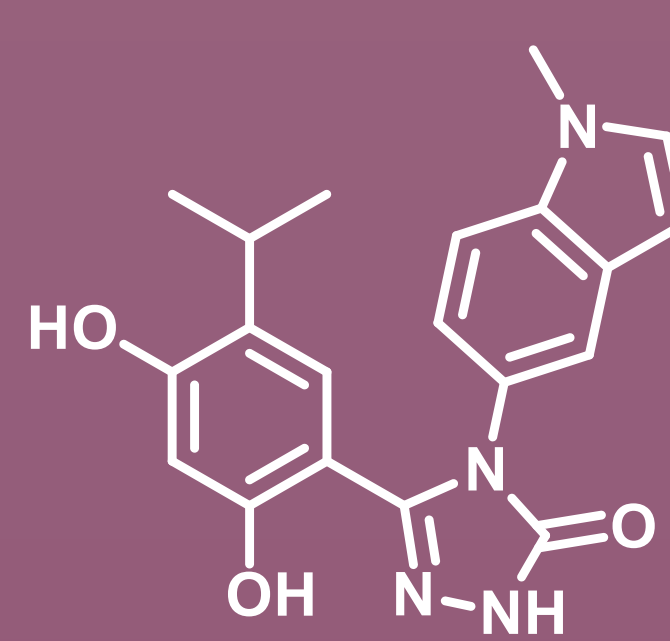
* paulina.kaziukonyte@chgf.vu.lt

Heat shock protein 90 (Hsp90) is an ATP-dependent molecular chaperone responsible for maintaining the conformation, stability and function of its client proteins. It constitutes 1-2% of total cell proteins and the amount is doubled in cellular stress conditions [1]. Hsp90 clients include many oncogenic proteins responsible for cell cycle progression, cellular proliferation, invasion and metastasis. Moreover, studies show that Hsp90 shows a higher affinity to small-molecule inhibitors in malignant cells than in normal cells [2]. Hence making Hsp90 a promising target for cancer therapy.

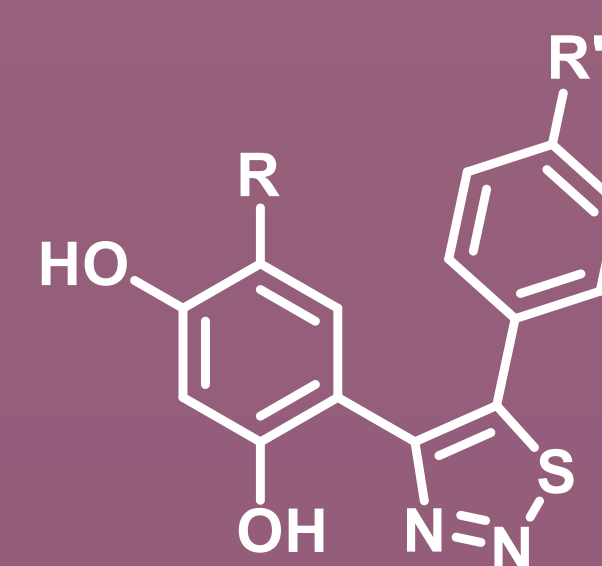
The major class under investigation is molecules containing resorcinol moiety, that are based on the natural compound Radicol. Active synthetic structures usually contain an alkyl group in the 4th position and a 5-membered ring in the 6th position, connected to another substitute, such as in compound Ganetespiib, currently undergoing clinical trials [3].



Radicol



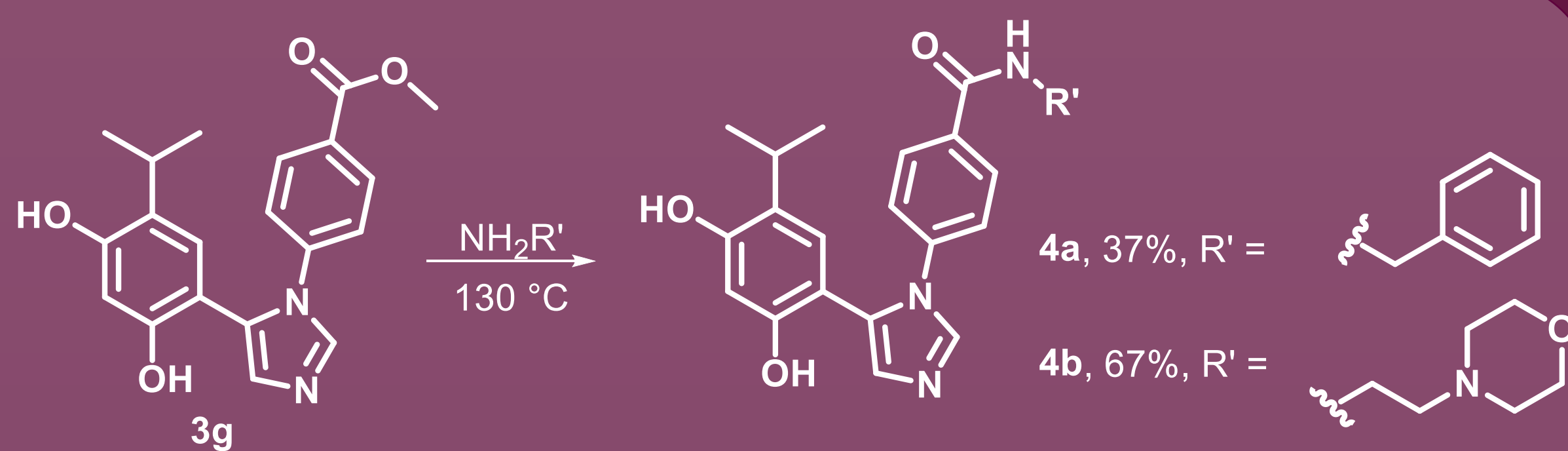
Ganetespiib



4-(2,4-dihydroxyphenyl)-1,2,3-thiadiazoles

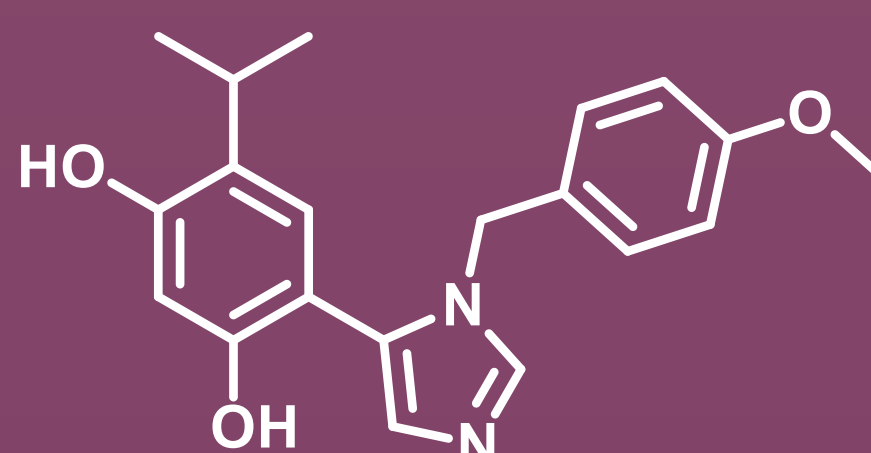


In continuance to our work where a set of 4-(2,4-dihydroxyphenyl)-1,2,3-thiadiazoles were studied [4], we designed a synthetic pathway to obtain 4-isopropyl-6-(1-substituted 1H-imidazol-5-yl)benzene-1,3-diols. 2,4-dihydroxy-5-isopropylbenzaldehyde **1** and primary amines gave imines **2a-p**, which were used in cyclization with 1-(isocyanomethanesulfonyl)-4-methylbenzene to form imidazoles **3a-p**.



Compound **3g** was also treated with an excess of amines at 130 °C which gave corresponding amides **4a** and **4b**.

It was found that **3m** showed the strongest binding to Heat shock protein 90 with binding constant of $3,8 \cdot 10^6 \text{ M}^{-1}$.



Entry	R	2a-p yield, %	3a-p yield, %
a		79	50
b		81	15
c		95	34
d		80	27
e		57	64
f		81	20
g		91	25
h		73	57
i		70	36
j		78	56
k		86	48
l		75	47
m		49	43
n		58	52
o		83	52
p		94	52

References:

- J. C. Young, V. R. Agashe, K. Siegers, F. U. Hartl. *Nat. Rev. Mol. Cell Biol.* **5** (2004) 781-91.
- Y. Miyata, H. Nakamoto, L. Neckers. *Curr. Pharm. Des.* **19** (2013) 347-365.
- R. N. Pillai, D. A. Fennell, V. Kovcin, T.-E. Ciuleanu, R. Ramlau, D. Kowalski, M. Schenker, I. Yalcin, F. Teofilovici, V. M. Vukovic, S. S. Ramalingam. *J. Clin. Oncol.* **38** (2020) 613-622.
- E. Kazlauskas, A. Brukštus, H. Petrikas, V. Petrikaitė, I. Čikotienė, D. Matulis. *Anticancer Agents Med. Chem.* **17** (2017) 1593-1603.